

# General Operating Fund Analysis Report for December, 2020



NORDONIA HILLS CITY  
SCHOOL DISTRICT

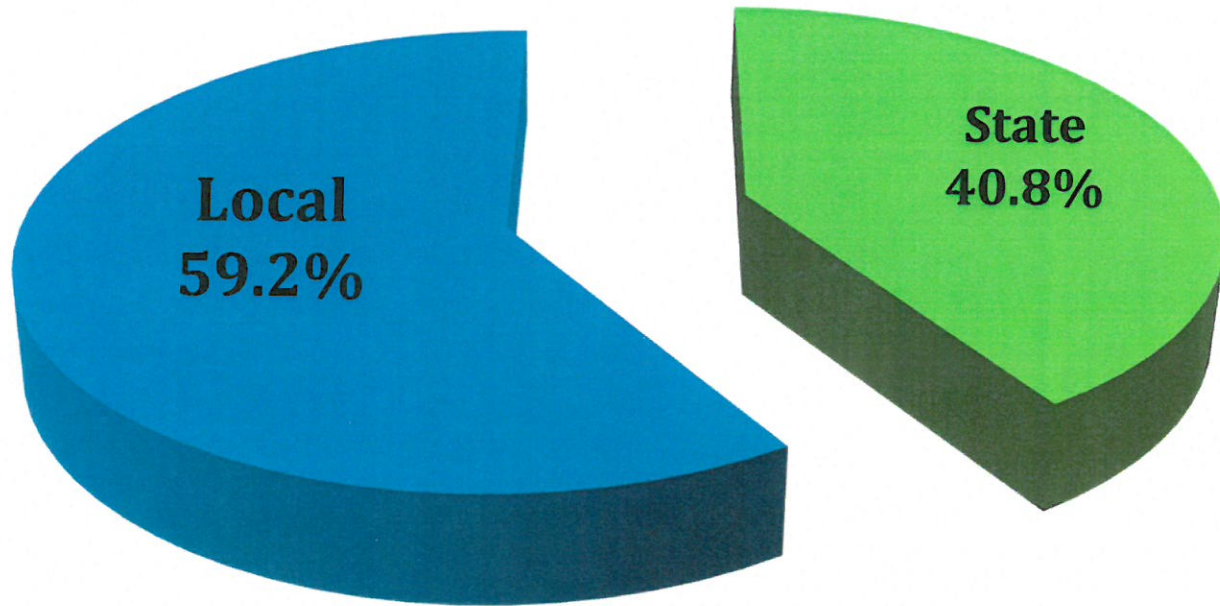
Inspiring every student to value learning, community and excellence

*Prepared by: Karen Obratil, Treasurer/CFO*  
**January 11, 2021**

# Revenue by the Numbers

<b>December</b>			
		<b>\$</b>	<b>%</b>
<b>FY21 Actual</b>	<b>FY20 Actual</b>	<b>Variance</b>	<b>Variance</b>
<b>\$871,410</b>	<b>\$555,138</b>	<b>\$316,272</b>	<b>56.97%</b>

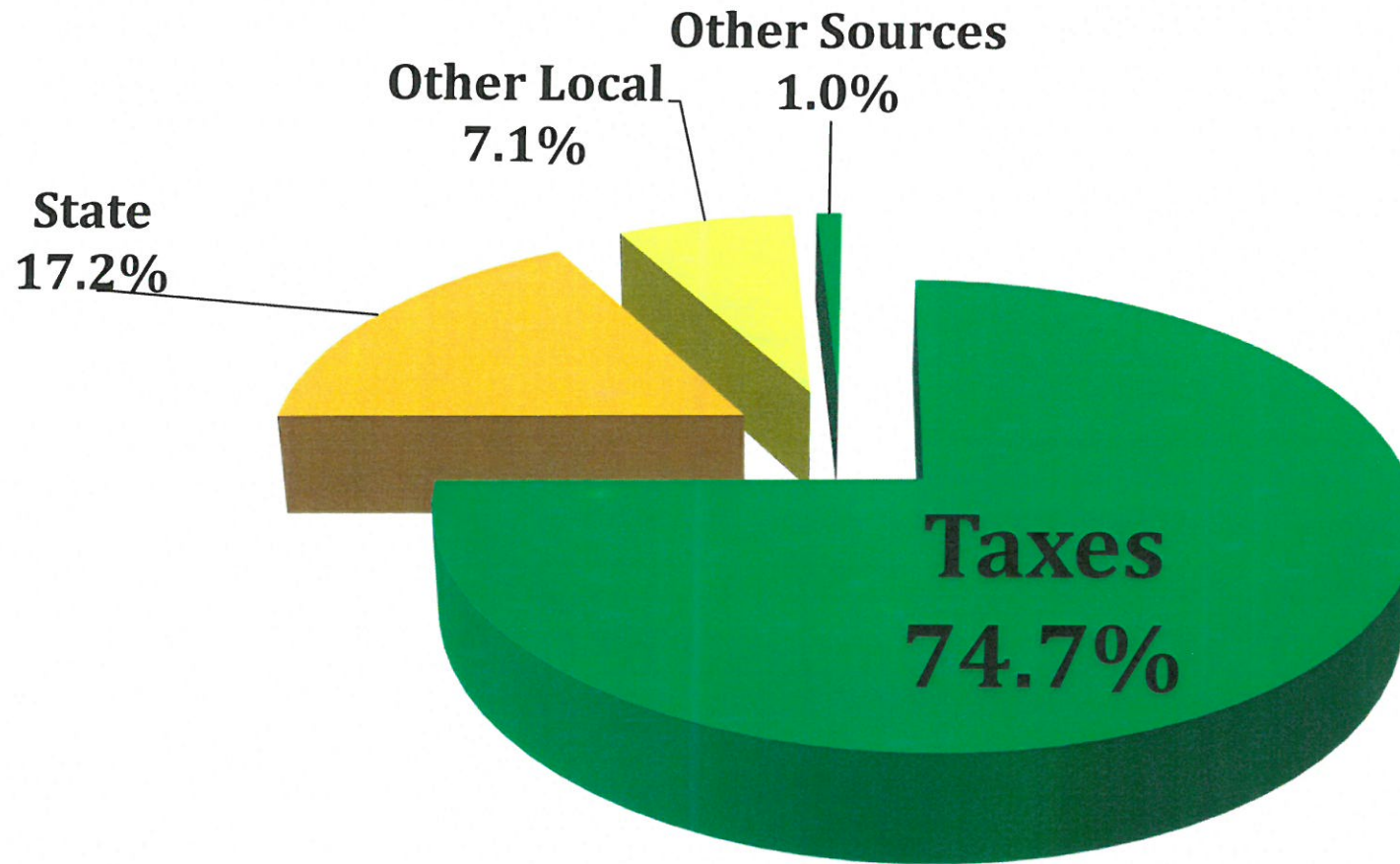
# December Revenue = \$871K



# Fiscal Year to Date (FYTD) Revenue by the Numbers

<b>July 1, 2020 to December 31, 2020</b>			
		<b>\$</b>	<b>%</b>
<b>FY21 Actual</b>	<b>FY20 Actual</b>	<b>Variance</b>	<b>Variance</b>
<b>\$25,477,824</b>	<b>\$21,815,519</b>	<b>\$3,662,305</b>	<b>16.79%</b>

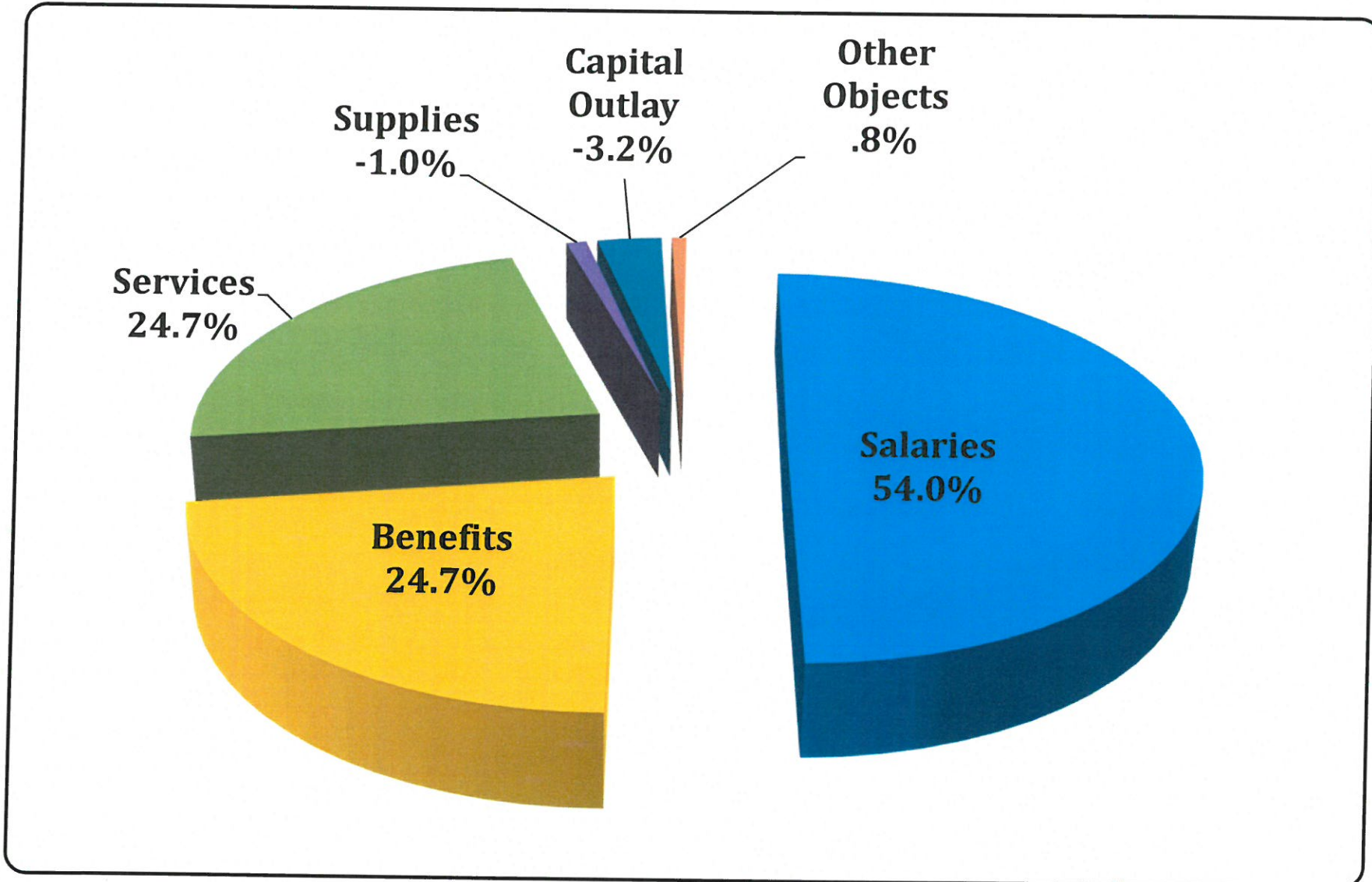
# Fiscal Year to Date (FYTD) Revenue by the Numbers (\$25.5M)



# Expenditures by the Numbers

<b>December</b>			
		<b>\$</b>	<b>%</b>
<b>FY21 Actual</b>	<b>FY20 Actual</b>	<b>Variance</b>	<b>Variance</b>
<b>\$4,287,095</b>	<b>\$4,175,413</b>	<b>(\$111,682)</b>	<b>-2.67%</b>

# December Expenditures = \$4.3M

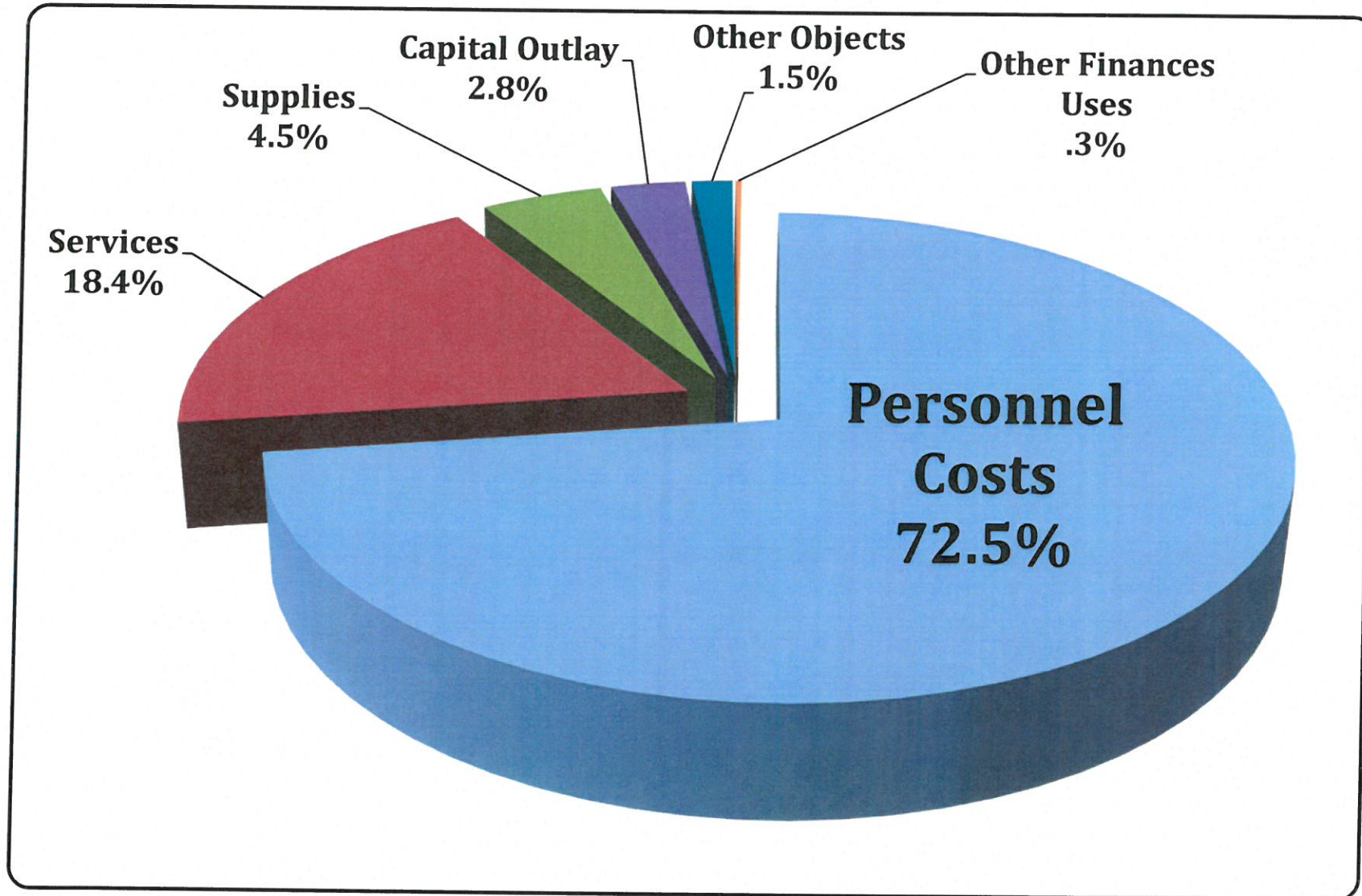


# Fiscal Year to Date Expenditures by the Numbers

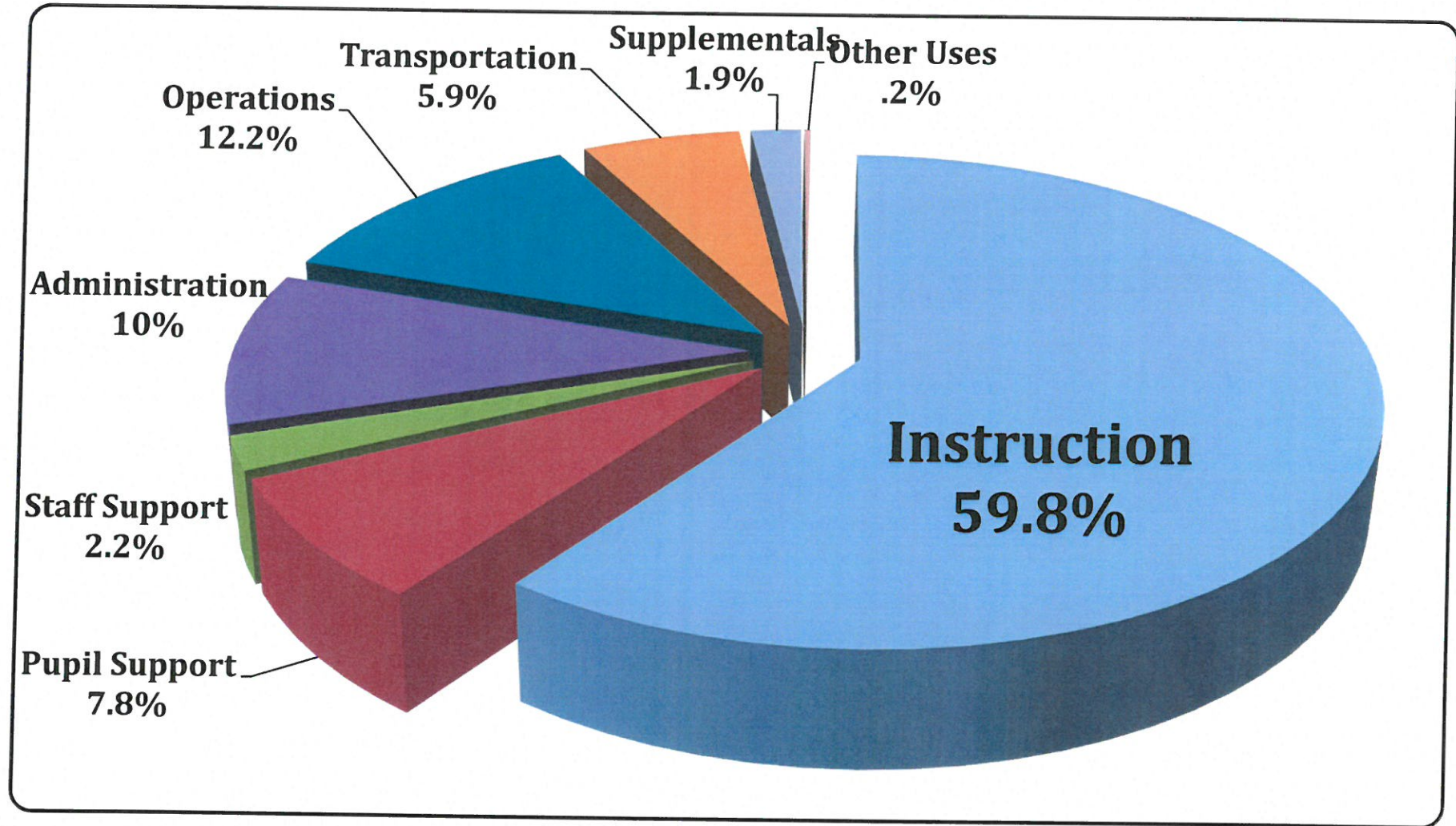
<b>July 1, 2020 to December 31, 2020</b>			
		<b>\$</b>	<b>%</b>
<b>FY21 Actual</b>	<b>FY20 Actual</b>	<b>Variance</b>	<b>Variance</b>
<b>\$25,615,440</b>	<b>\$24,641,423</b>	<b>(\$974,017)</b>	<b>-3.95%</b>



# FYTD Expenditures - \$25.6M

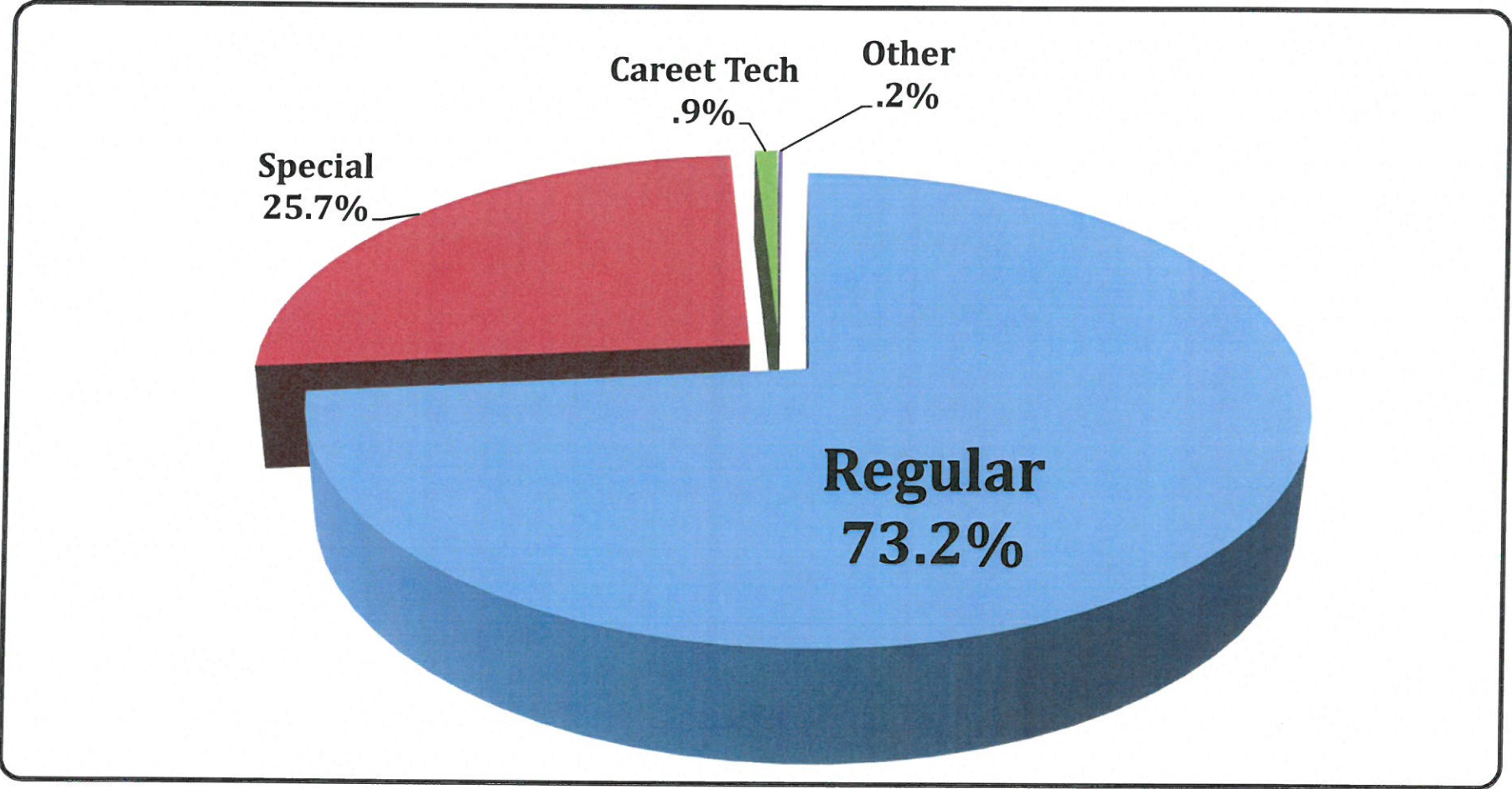


# Alternate View of Expenditures = \$25.6M



**Each category includes salaries, benefits, services, supplies, capital outlay and other objects.**

# FYTD Instruction Costs = \$15.3M



Regular	\$11,221,083	Career Tech	\$132,673
Special	\$3,941,644	Other	\$26,851

# Bottom Line

## Fiscal Year End Cash Balances

### 12/31/2020

			FY21 Actual to FY20 Actual	
	FY21 Actual	FY20 Actual	\$ Change	% Change
Revenue	\$25,477,824	\$21,815,519	\$3,662,305	16.79%
Expenditures	25,615,440	24,641,423	(974,017)	-3.95%
Excess of Revenue over Expenditures	(137,616)	(2,825,904)	2,688,288	
Beg. Cash Balance	15,095,534	16,653,949		
Ending Cash Balance	14,957,918	13,828,045	1,129,873	
Outstanding P.O.s	(5,707,126)	(5,037,561)		
Unencumbered Balance	\$9,250,792	\$8,790,484	\$460,308	